

PRODUCT DATA SHEET

LV1000

Flux Coating

Introduction

With the increased demand for flux coatings that have lower voiding, Indium Corporation has developed the next generation of flux coatings. **LV1000 Flux Coating** provides low-voiding, especially in situations where the component footprint will not allow for proper outgassing of volatilized flux.

The glossy, even coating of the flux is durable so it can be used as a drop-in replacement in an automated assembly process.

LV1000 is versatile, allowing for the coating of unique geometries and sizes.

LV1000 is halide-free, meeting the ROL0 requirement without sacrificing strength. The coating tolerances are well-controlled—down to 0.5% by weight—to ensure there is no more flux than required by your process.

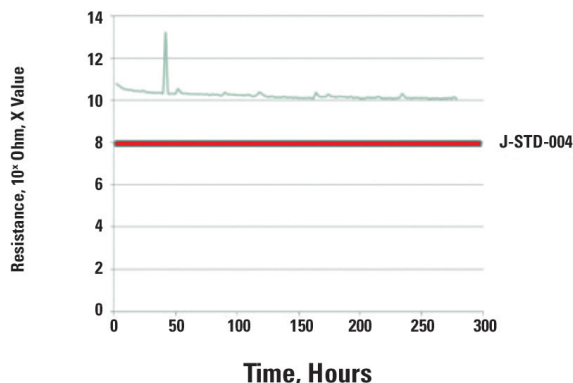
Features

- Low-voiding
- Meets stringent co-planarity specs
- Halide-free; meets ROL0 requirements
- Coatings are uniform and level
- Durability for pick and place equipment
- Passes Telecordia (Bellcore) testing in activated and un-activated states

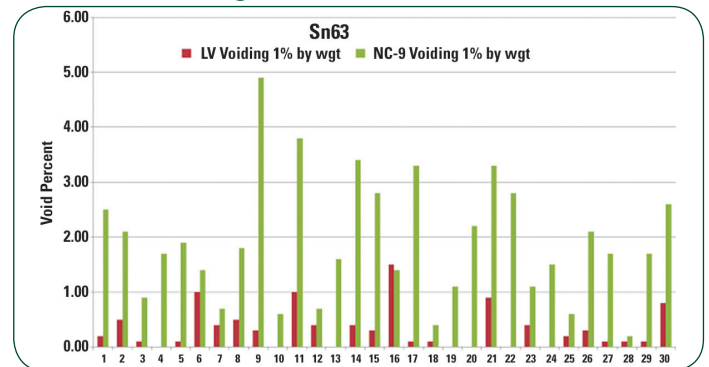
Performance

Our NC-9 flux coating has been an industry leader for years, making it an ideal performance benchmark for the **LV1000**.


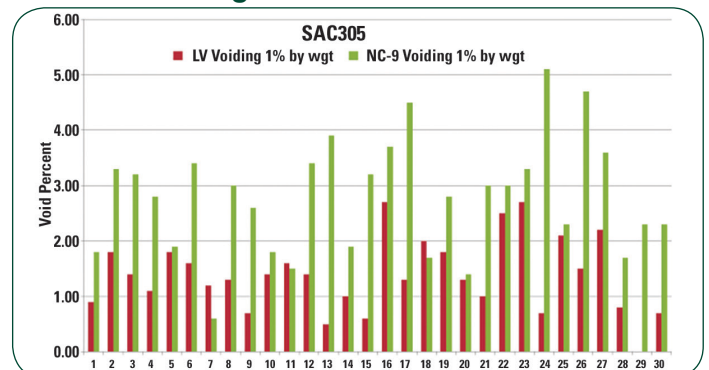
While NC-9 will still be part of our offering for many applications, **LV1000** is specifically designed to reduce voiding under sensitive components where a good thermal path and structural integrity are important to performance and reliability.



LV Flux Coating vs. NC-9 in Sn63



LV Flux Coating vs. NC-9 in SAC305



From One Engineer To Another®



PRODUCT DATA SHEET

LV1000 Flux Coating

IPC-TM-650 2.6.3.3 - SIR*

Board Identifier	Sample	Comb	Ambient Prior to Conditioning	24 Hours at Conditions	96 Hours at Conditions	Ambient After Conditioning
LV1000 Activated	1	A	12.71	13.55	12.43	12.93
		B	12.73	12.90	13.11	14.14
		C	12.60	12.11	12.81	13.75
		D	12.65	12.80	11.72	14.23
	2	A	12.47	13.08	12.48	14.25
		B	12.46	11.09	12.53	14.30
		C	12.51	11.29	12.66	14.06
		D	12.59	12.16	12.69	14.00
	3	A	12.39	12.80	12.51	14.18
		B	12.48	13.22	12.63	14.24
		C	12.46	12.21	12.57	14.46
		D	12.66	11.26	13.15	14.36
	4	A	12.50	12.80	12.50	14.19
		B	12.60	14.25	12.68	14.83
		C	12.59	10.73	12.67	14.23
		D	12.49	12.53	12.62	13.77
LV1000 Un-Activated	1	A	10.96	12.42	11.47	13.24
		B	10.96	11.09	11.35	12.98
		C	10.83	10.75	11.26	12.91
		D	11.11	11.24	11.56	13.03
	2	A	11.12	11.78	11.45	12.95
		B	11.29	11.17	11.27	12.74
		C	11.10	10.78	11.17	12.84
		D	11.49	11.29	11.52	12.98
	3	A	12.89	12.82	11.61	12.90
		B	12.71	11.43	11.39	12.76
		C	12.77	11.18	11.31	12.71
		D	13.30	11.67	11.60	13.19
Controls	1	A	12.42	12.24	12.75	13.37
		B	12.56	12.80	13.38	14.47
		C	11.81	12.88	12.81	15.05
		D	12.52	12.85	13.61	13.63
	2	A	12.33	11.57	13.28	13.31
		B	12.58	11.06	11.38	13.57
		C	12.75	10.96	11.22	13.77
		D	12.44	13.77	13.00	14.74
	3	A	12.38	11.04	11.64	14.30
		B	12.57	12.89	14.01	15.44
		C	12.57	12.87	12.98	14.06
		D	12.76	13.04	12.88	13.39

GR-78 CORE ECM Testing*

Board Identifier	Sample	Comb	Ambient Prior to Conditioning	96 Hours at Conditions	500 Hours at Conditions	Ambient After Conditioning	
LV1000 Activated	1	1-2	13.14	11.87	11.75	12.86	
		2-3	13.40	12.79	11.51	12.86	
		3-4	12.53	12.13	11.53	12.70	
		4-5	12.54	12.08	11.89	12.95	
	2	1-2	11.57	12.58	12.07	13.46	
		2-3	12.18	12.26	11.69	13.29	
		3-4	11.72	12.37	11.68	13.07	
		4-5	12.89	12.18	12.15	13.11	
	3	1-2	12.28	11.97	12.16	12.08	
		2-3	13.23	12.16	11.74	13.19	
		3-4	14.19	12.38	11.72	13.16	
		4-5	12.59	11.96	12.10	13.41	
	4	1-2	14.32	12.01	12.04	13.33	
		2-3	12.95	12.26	11.67	13.17	
		3-4	13.18	12.24	11.58	13.13	
		4-5	13.53	11.78	11.88	13.36	
LV1000 Un-Activated	5	1-2	11.91	10.84	10.83	13.49	
		2-3	13.31	10.93	11.20	13.60	
		3-4	12.74	9.37	10.88	13.53	
		4-5	12.84	11.02	10.99	13.61	
	6	1-2	11.46	10.93	10.98	14.32	
		2-3	11.70	9.42	10.81	12.52	
		3-4	11.67	9.40	10.75	13.42	
		4-5	11.91	11.52	11.19	13.39	
	7	1-2	12.65	9.39	11.61	13.99	
		2-3	12.77	9.60	10.88	13.37	
		3-4	13.05	9.56	10.82	13.41	
		4-5	13.41	11.05	11.20	13.63	
	Controls	8	1-2	13.16	12.05	11.43	13.62
			2-3	12.99	11.28	11.08	13.40
			3-4	14.37	11.29	11.05	13.39
			4-5	13.46	12.26	11.42	13.63
9		1-2	13.90	12.10	11.66	13.63	
		2-3	13.42	11.47	11.23	13.44	
		3-4	13.46	11.52	11.17	13.43	
		4-5	13.41	12.01	11.62	13.65	
10		1-2	12.99	12.14	11.64	13.63	
		2-3	13.32	11.51	11.27	13.46	
		3-4	13.98	11.51	11.23	13.44	
		4-5	13.90	12.42	11.52	13.64	

Packaging

This flux coating will work with all pack methods, including tape & reel, tray pack, or loose pack.

Technical Support

Indium Corporation sets the industry standard in providing rapid response, onsite technical support for our customers worldwide. Indium Corporation's team of Technical Support Engineers can provide expertise in all aspects of Materials Science and Semiconductor Packaging process applications.

*Testing performed by Robisan Laboratory, Inc., 6502 E. 21st Street, Indianapolis, IN 46219

This product data sheet is provided for general information only. It is not intended, and shall not be construed, to warrant or guarantee the performance of the products described which are sold subject exclusively to written warranties and limitations thereon included in product packaging and invoices. All Indium Corporation's products and solutions are designed to be commercially available unless specifically stated otherwise.

Contact our engineers: askus@indium.com

Learn more: www.indium.com

ASIA +65 6268 8678 • CHINA +86 (0) 512 628 34900 • EUROPE +44 (0) 1908 580400 • USA +1 315 853 4900

Safety Data Sheets

The SDS for this product can be found online at <http://www.indium.com/sds>



©2019 Indium Corporation