

Product Data Sheet

Indium8.9-LDA Pb-Free Solder Paste for IGBT Module Manufacturing

Features


- Ultra-low voiding, even on large die
- Easily cleaned for high wirebond strength
- High print transfer efficiency using screen or stencil
- Versatile profiling characteristics for optimum results
- Improved process yields and material utilization

Packaging

Indium8.9LDA is currently available in 500g jars or 600g cartridges. Packaging for enclosed print head systems is also readily available. Alternative packaging options may be available upon request.

Storage and Handling Procedures

Refrigerated storage will prolong the shelf life of solder paste. The shelf life of **Indium8.9LDA** is 6 months when stored at <10°C. Solder paste packaged in cartridges should be stored tip down.



Introduction

Indium8.9LDA is specially designed for IGBT manufacturing. The formulation has been optimized for vacuum reflow soldering of large area die. Ultra-low total voids are possible (typically <0.5%) using a variety of reflow profiles: two examples of suitable vacuum reflow profiles are shown on page 2. The paste is formulated to be cleaned easily using common aqueous-based cleaning solutions. Good cleanability ensures consistently high wirebonding pull-strength. **Indium8.9LDA** is suitable for application by either screen or stencil printing, and offers unprecedented print transfer efficiency with a long open life, making it suitable for use in a broad range of processes.

Alloys

Indalloy 121 (96.5Sn/3.5Ag) is the standard alloy used in IGBT die-attach solder paste, but alternative Pb-Free alloys are also available.

Standard Product Specifications

Alloy	Metal Load (Type 3)	
	Printing	Dispensing
Indalloy 121 (96.5Sn/3.5Ag)	88.5%	84%
Indalloy 256 (96.5Sn/3.0Ag/0.5Cu)	88.5%	84%

OVER →

BELLCORE AND J-STD TESTS & RESULTS

Test	Result	Test	Result
J-STD-004A (IPC-TM-650)		J-STD-005 (IPC-TM-650)	
• Flux Type (per J-STD-004A)	ROL1	• Typical Solder Paste Viscosity Type 3	1750 poise
• Flux Induced Corrosion (Copper Mirror)	Type L	• Malcom (10rpm)	
• Presence of Halide		• Slump Test	Pass
• Silver Chromate	Pass	• Solder Ball Test	Pass
• Fluoride Spot Test	Pass	• Typical Tackiness	50g
• Ion Chromatography	<0.5% Cl ⁻ eq.	• Wetting Test	Pass
• SIR	Pass	BELLCORE GR-78	
		• SIR	Pass
		• Electromigration	Pass

All information is for reference only. Not to be used as incoming product specifications.

Form No. 98506 (A4) R2

www.indium.com

askus@indium.com

ASIA: Singapore, Cheongju: +65 6268 8678
 CHINA: Suzhou, Shenzhen, Liuzhou: +86 (0)512 628 34900
 EUROPE: Milton Keynes, Torino: +44 (0) 1908 580400
 USA: Utica, Clinton, Chicago: +1 315 853 4900

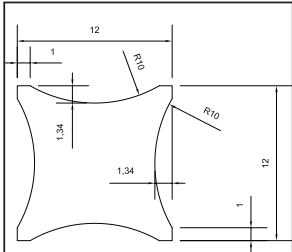


ISO 9001
REGISTERED

Indium8.9-LDA Pb-Free Solder Paste for IGBT Module Manufacturing

Printing

Indium8.9LDA can be printed by screen or stencil. Thus large, small and complex apertures can be printed on the same substrate with no loss of efficiency. On larger die size a modified X shape is usually used to aid solder spread and void reduction on reflow, and also to reduce squeegee "scoop". Response-to-pause and open life are excellent.



Aperture design for void reduction
Screen material: SD 245/65 mesh at 22°, plus 200 µm emulsion

Printer Operation:

The following are general recommendations for printer optimization. Adjustments may be necessary based on specific process requirement:

Screen Print

A standard flood/print process will give good results, with some basic starter settings as follows:

- Print Speed: 20-75mm/sec
- Squeegee: 80 or 90 durometer diamond
- Snap-off: Adjust to give the desired bondline thickness in the final solder joint

Stencil Print

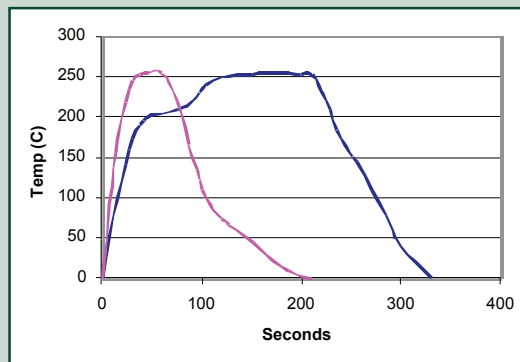
- Solder Paste Bead Size: 20-25mm diameter
- Print Speed: 50-100mm/sec
- Squeegee Pressure: 0.018-0.027kg/mm of blade length
- Solder Paste Printer Life: >6 hrs. @30-60% RH & 22°-28°C (unreplenished)

Cleaning

Rigorous testing has shown that the reflowed residues of Indium8.9LDA are cleanable to power semiconductor wirebonding standards using recognized aqueous-based flux residue removers. Contact your Indium Corporation Technical Service personnel for recommendations. Stencil or screen cleaning can be performed using isopropyl alcohol (IPA) as a solvent. Most commercially available stencil cleaners will also work well.

Reflow

Recommended Profile:



Users should define a suitable vacuum reflow profile that minimizes voids, reduces intermetallic formation, gives good residue cleanability, reduces die skew and die shift, and has good wetting onto metal surfaces.

Liquidus Stage:

A peak temperature of 15° to 30°C above the melting point (liquidus) of the solder alloy is recommended to achieve acceptable wetting and form a quality solder joint. The use of higher peak temperatures and longer times-above-liquidus (TAL) will minimize voiding. However, care must be taken with high-tin (Sn) solders and copper (Cu) surfaces that excessive Sn/Cu intermetallics are not formed, as these can lead to dewetting.

Cooling Stage:

A rapid cool down (from -4 to -10°C/second), assists in forming a fine grain structure to increase solder joint fatigue resistance.

This Application Note is provided for general information only. It is not intended, and shall not be construed, to warrant or guarantee the performance of the products described which are sold subject exclusively to written warranties and limitations thereon included in product packaging and invoices.

www.indium.com

askus@indium.com

ASIA: Singapore, Cheongju: +65 6268 8678
CHINA: Suzhou, Shenzhen, Liuzhou: +86 (0)512 628 34900
EUROPE: Milton Keynes, Torino: +44 (0) 1908 580400
USA: Utica, Clinton, Chicago: +1 315 853 4900



©2008 Indium Corporation

ISO 9001
REGISTERED